



# VIEW TICKETS & BARCODE via SMARTPHONE



## STEP 1:

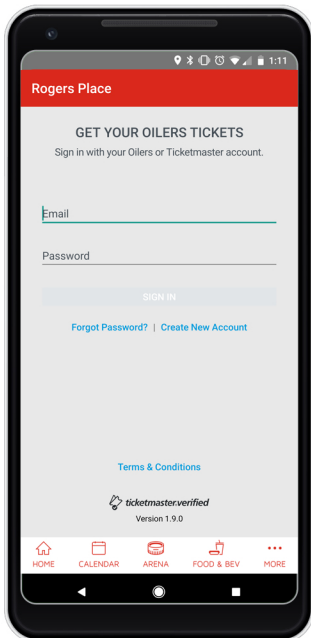
To access your event tickets, it is recommended that you download the Rogers Place App.



## STEP 2:

Open the Rogers Place App and click the TICKETS menu. Select the appropriate Account Manager\* for your event.

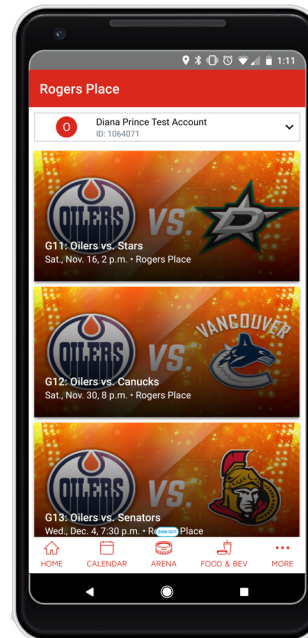
Oilers: Oilers Account Manager | Oil Kings: Oil Kings Account Manager  
Concerts & Other Events: Rogers Place Account Manager



## STEP 3:

Log in to your account with your email address and password.\*

\*Forgot your password? Click on Forgot Password or call the Ticket Services Team at 780-414-LIVE (5483) to reset your password.



## STEP 4:

You will see a list of your upcoming events. Simply click on a game to select it.\*

\*If it is within 96-hours of the event start time, you will see the option to click VIEW BARCODE. Use the barcodes for entry to Rogers Place.  
If you are accessing the event tickets ahead of the 96-hour window, you will see a message showing when your barcode will be available to scan.

