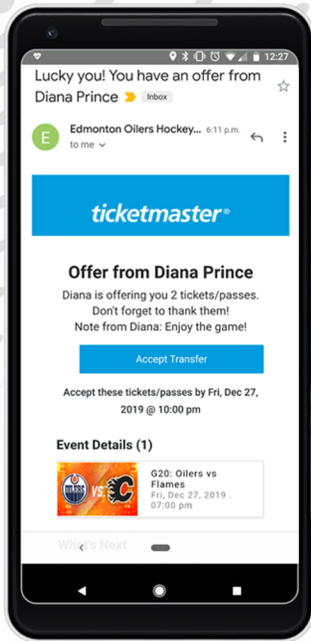


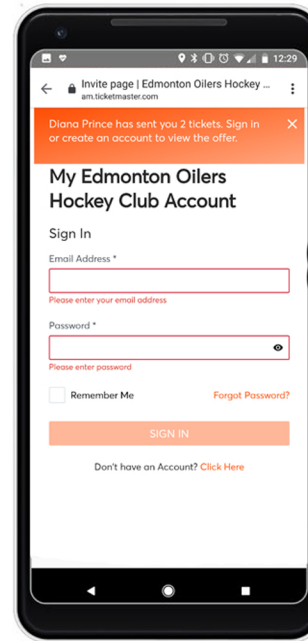
ACCEPTING MOBILE TICKETS via SMARTPHONE



STEP 1:

As a ticket transfer recipient, you will receive an email with a link to accept the ticket transfer. Click **ACCEPT TICKETS**.

Note: It is important to accept the transfer to complete the transaction and have the tickets added to your account.

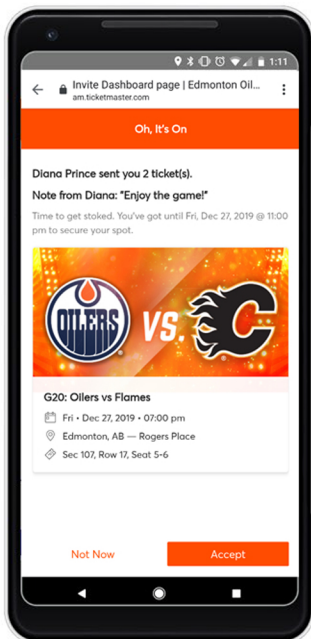


STEP 2:

You will be redirected to the mobile version of the Account Manager site on your phone's browser.


Log in to your account with your email address and password.*

*Forgot your password? Click on **Forgot Password** or call the Ticketing and Customer Services Team at 780-414-LIVE (5483) to reset your password.



STEP 3:

Review the offer sent to you and click the **ACCEPT OFFER** button at the bottom.



STEP 4:

The tickets are now in your account and ready to be managed. On the event day, simply open the Rogers Place App and select the appropriate Account Manager* under the tickets menu. Select the event and you will see your barcodes for entry.

*Oilers: Oilers Account Manager | Oil Kings: Oil Kings Account Manager
Concerts & Other Events: Rogers Place Account Manager